YAMAHA R9-GYTR '25-

REF 22856N

TAPAS LATERAL IZQUIERDO / LEFT SIDE COVERS

1 Person

30 min

EASY



CONSULTAR EN NUESTRA PAGINA WEB LA DISPONIBILIDAD DEL VIDEO DE MONTAJE DE ESTA REFERENCIA.
CONSULT OUR WEBSITE THE VIDEO MOUNT AVAILABILITY OF THIS REFERENCE.

ID.	PIEZA / PART	DESCRIPCIÓN	DESCRIPTION	QTY.	REF.:
1	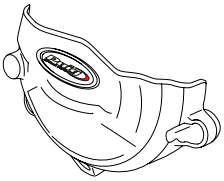	Tapa izquierda 1	Left cover 1	1	CONJUNTO--22856
2		Tapa izquierda 2	Left cover 2	1	CONJUNTO--22856
3		Arandela cobre M6	M6 copper washer	1	-
4	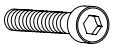	Tornillo M6x25 DIN912	M6x25 DIN912 screw	4	-
5	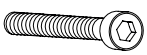	Tornillo M6x50 DIN912	M6x50 DIN912 screw	1	-
6		Tornillo M6x65 DIN912	M6x65 DIN912 screw	1	-

RECOMENDAMOS MONTAR LOS TORNILLOS APRETANDO UNIFORMEMENTE UNO TRAS OTRO, PARA APRETAR FINALMENTE CON DINAMOMÉTRICA
WE RECOMMEND TO MOUNT THE SCREWS UNIFORMLY TIGHTENING ONE AFTER THE OTHER, TO FINALLY TIGHTEN WITH DYNAMOMETRIC

Created by: www.rrdisseny.cat

YAMAHA R9-GYTR '25-

REF 22856N

INSTRUCCIONES DE MONTAJE - MOUNTING INSTRUCTIONS - MONTAGEANLEITUNG

1

DISASSEMBLY
DESMONTAJE

DESMONTAR EL CARENADO /
REMOVE THE COVER

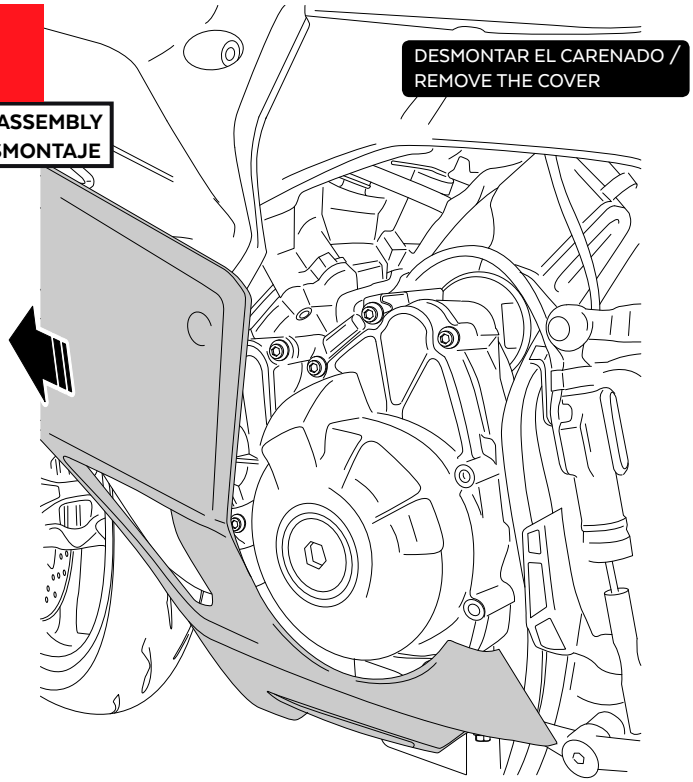

2

DISASSEMBLY
DESMONTAJE

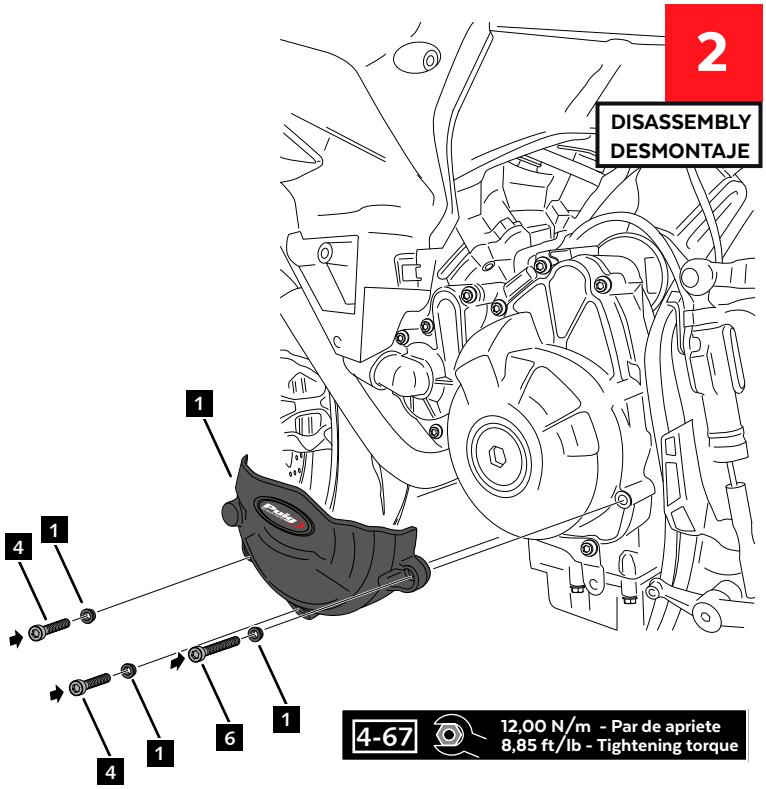

4-67 — 12,00 N/m - Par de apriete
8,85 ft/lb - Tightening torque

3

ASSEMBLY
MONTAJE

* SEPARAR CARENADO /
SEPARATE COVER

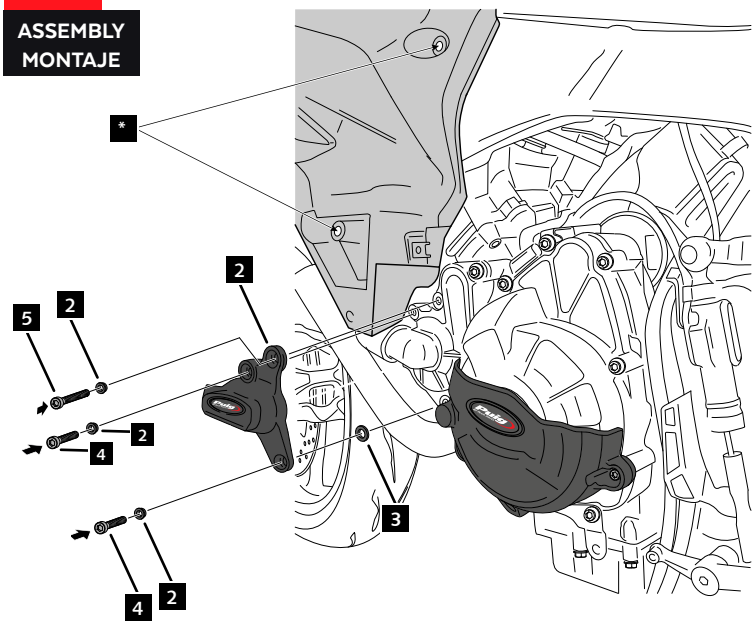

4-5 — 12,00 N/m - Par de apriete
8,85 ft/lb - Tightening torque

4

ASSEMBLY
MONTAJE

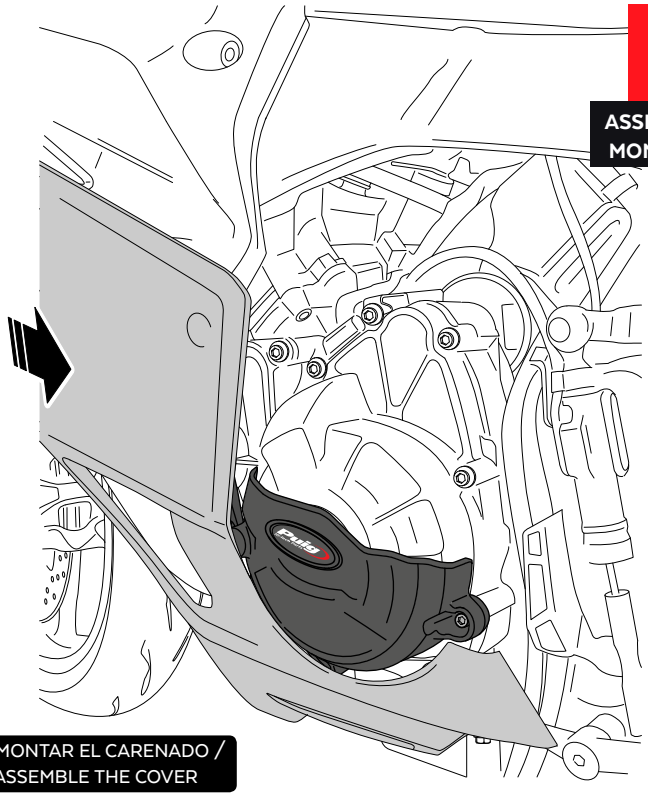

MONTAR EL CARENADO /
ASSEMBLE THE COVER

Created by: www.rrdisseny.cat

YAMAHA R9-GYTR '25-

REF 22856N

TAPAS LATERAL DERECHO / RIGHT SIDE COVERS

1 Person

30 min

EASY

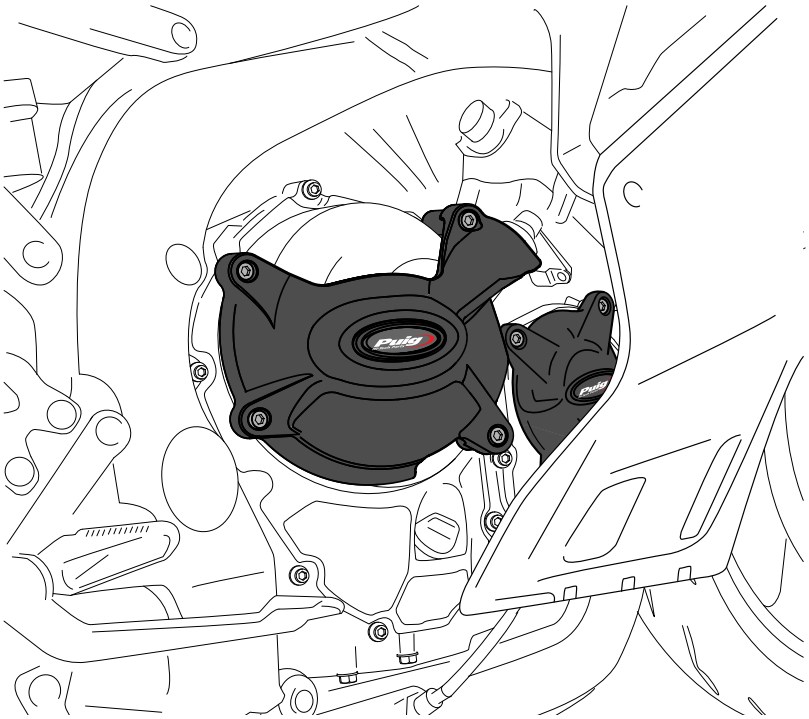

ID.	PIEZA / PART	DESCRIPCIÓN	DESCRIPTION	QTY.	REF.:
1	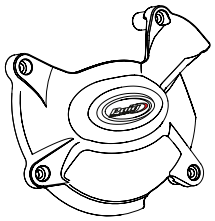	Tapa derecha 1	Right cover 1	1	CONJUNTO--22856
2		Tapa derecha 2	Right cover 2	1	CONJUNTO--22856
3	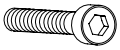	Tornillo M6x25 DIN912	M6x25 DIN912 screw	6	-
4	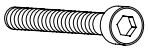	Tornillo M6x55 DIN912	M6x55 DIN912 screw	1	-
5	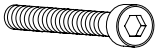	Tornillo M6x60 DIN912	M6x60 DIN912 screw	1	-

RECOMENDAMOS MONTAR LOS TORNILLOS APRETANDO UNIFORMEMENTE UNO TRAS OTRO, PARA APRETAR FINALMENTE CON DINAMOMÉTRICA
WE RECOMMEND TO MOUNT THE SCREWS UNIFORMLY TIGHTENING ONE AFTER THE OTHER, TO FINALLY TIGHTEN WITH DYNAMOMETRIC

Created by: www.rrdisseny.cat

YAMAHA R9-GYTR '25-

REF 22856N

INSTRUCCIONES DE MONTAJE - MOUNTING INSTRUCTIONS - MONTAGEANLEITUNG

1

DISASSEMBLY
DESMONTAJE



2

DISASSEMBLY
DESMONTAJE

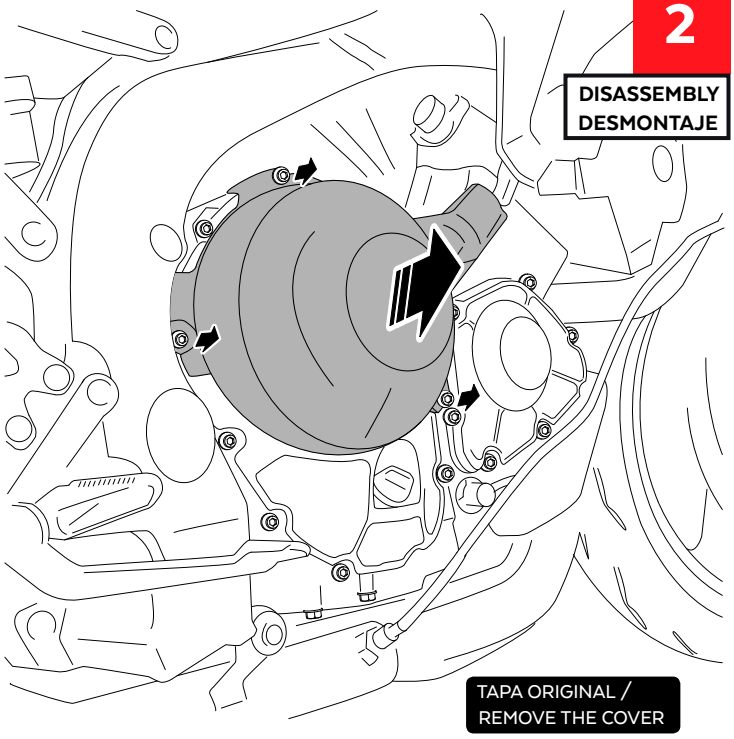

3

ASSEMBLY
MONTAJE

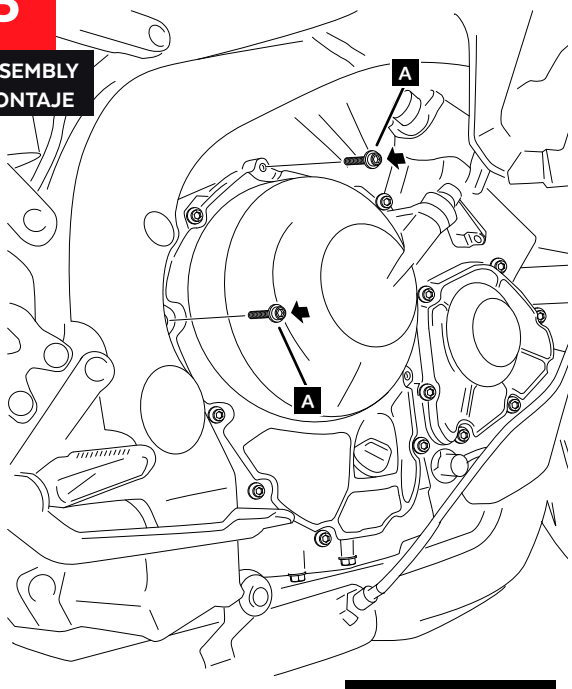

A Tornillería original
Original screws

4

ASSEMBLY
MONTAJE

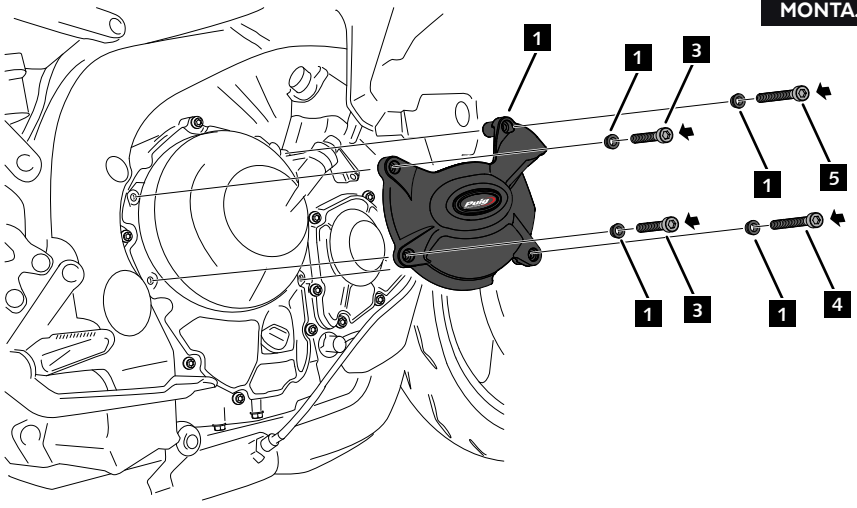

3-4-5 12,00 N/m - Par de apriete
8,85 ft/lb - Tightening torque

Created by: www.rrdisseny.cat

YAMAHA R9-GYTR '25-

REF 22856N INSTRUCCIONES DE MONTAJE - MOUNTING INSTRUCTIONS - MONTAGEANLEITUNG

5

ASSEMBLY
MONTAJE

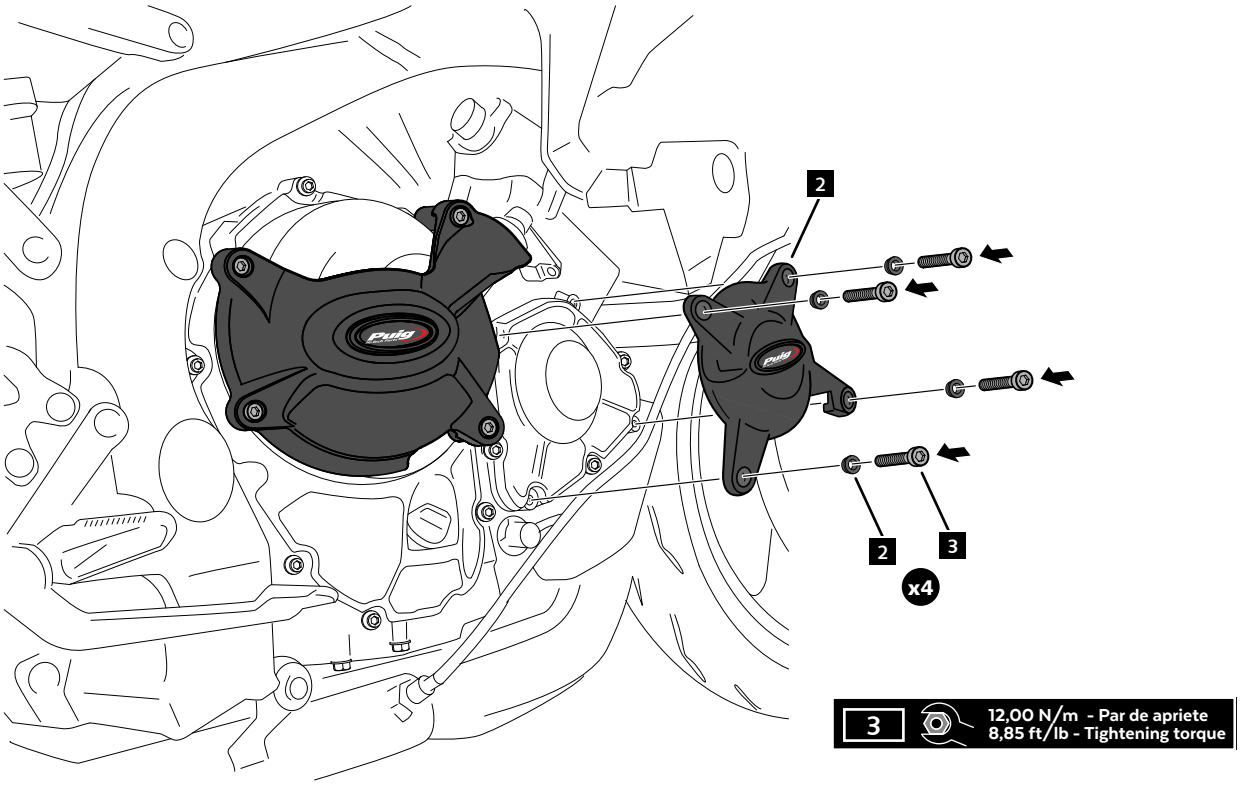

6

ASSEMBLY
MONTAJE

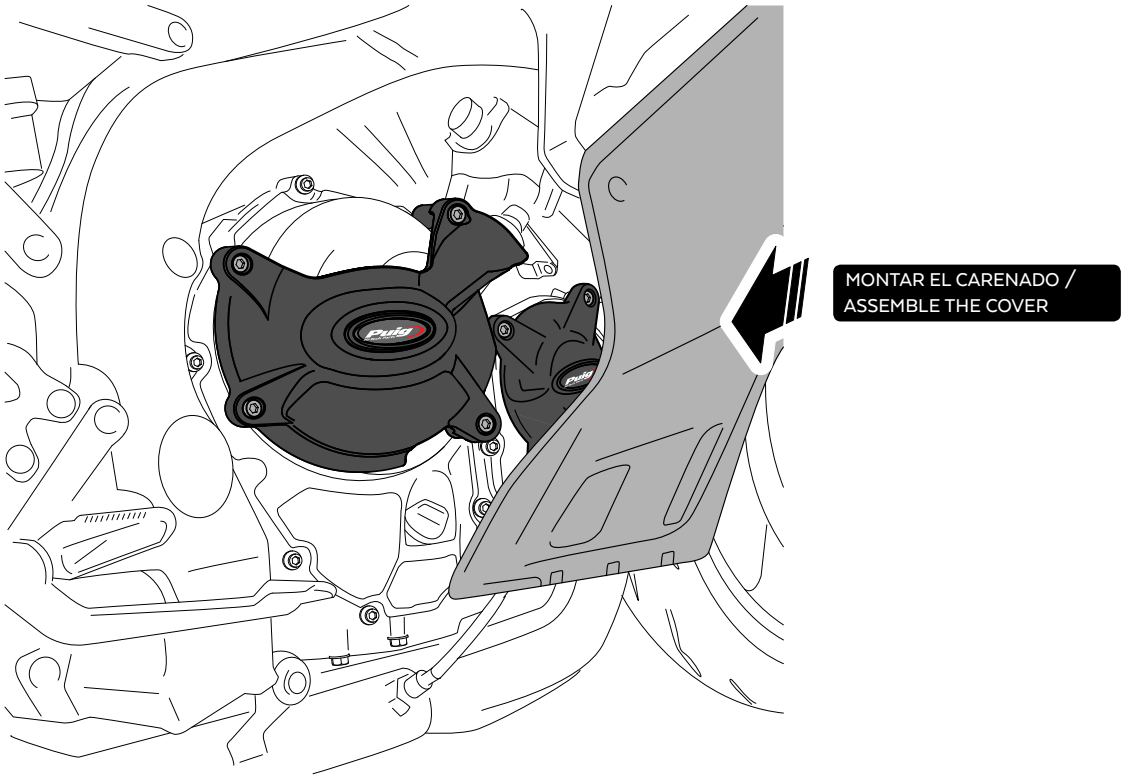

Created by: *www.rrdisseny.cat*